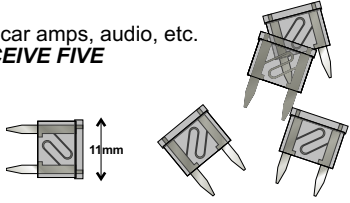




ATS AUTOMOTIVE FUSES

Miniature fuse used in car amps, audio, etc.
ORDER ONE TO RECEIVE FIVE

ATS2	ATS10
ATS3	ATS15
ATS4	ATS20
ATS5	ATS25
ATS7.5	ATS30
	ATS35

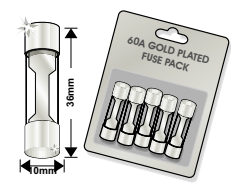


Card

HIGH CURRENT 5AG FUSES

Gold plated as used in high-end audio.
 See Section 18 for Soundlink fuse holders.
Order One to Receive Five

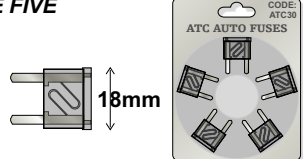
MFL10	10A	MFL40	40A
MFL20	20A	MFL50	50A
MFL30	30A	MFL60	60A



ATC AUTO FUSE

Popular type "Spade terminal" As used in many of today's cars.
ORDER ONE TO RECEIVE FIVE


ATC2	ATC10
ATC3	ATC15
ATC4	ATC20
ATC5	ATC25
ATC7.5	ATC30
	ATC35



Card

CIRCUIT PROTECTOR CHIPS

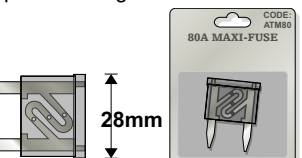
Code	Current
ICPF10	400mA
ICPF15	600 ma
ICPF20	800 ma
ICPF25	1 A
ICPF38	1.5A
ICPF50	2 A
ICPF75	2.7A



ATM MAXI-FUSE

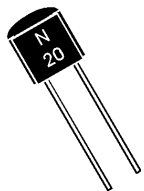
Jumbo sized and Gold plated for high currents.

Code	Current
ATM20	20A
ATM30	30A
ATM40	40A
ATM50	50A
ATM60	60A
ATM70	70A
ATM80	80A



CIRCUIT PROTECTOR CHIPS

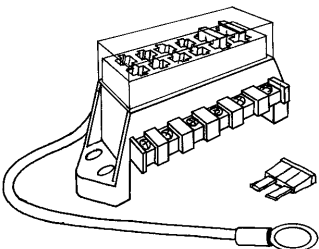
Code	Current
ICPN5	250 mA
ICPN10	400 mA
ICPN15	600 mA
ICPN20	800 mA
ICPN25	1 A
ICPN38	1.5A
ICPN50	2 A
ICPN75	2.7A



ATC FUSE BLOCK


Designed for multiple hook-up of accessories, each with individual screw terminal outputs. Accepts up to six fuses. (Not included)

Code AFB400



2A THERMAL FUSES

CODE	(TEMP)
TF117	(117°)
TF125	(125°)
TF130	(130°)

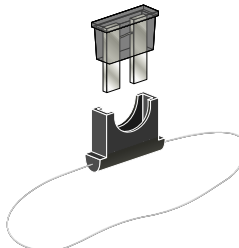


MORE THERMAL ON PREVIOUS PAGES

ATC INLINE FUSE

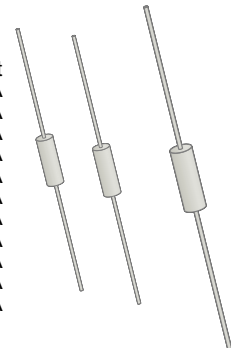
General purpose
 Suit ATC plug-in fuses with wiring.
 No soldering required.
 Fuse not included.

MAX	30A
Code	JEF703



PICOFUSES


Code	Current	Code	Current
PF.100	100mA	PF1.5	1.5A
PF.125	125mA	PF2	2A
PF.160	160mA	PF2.5	2.5A
PF.200	200mA	PF3	3A
PF.250	250mA	PF3.5	3.5A
PF.315	315mA	PF4	4A
PF.375	375mA	PF5	5A
PF.500	500mA	PF6.3	6.3A
PF.630	630mA	PF7	7A
PF.750	750mA	PF10	10A
PF1	1A	PF15	15A
PF1.2	1.2A		



ATC WATER RESISTANT

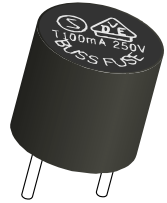
Heavy duty design for use in unprotected places on boats, under car bonnets, etc.
 Fuse not included.

MAX	30A
Code	FH18



MICRO FUSES TIME LAG 8mm x 8mm

ETF100	100mA
ETF125	125mA
ETF160	160mA
ETF200	200mA
ETF250	250mA
ETF315	315mA
ETF400	400mA
ETF500	500mA
ETF630	630mA
ETF800	800mA
ETF1	1A
ETF1.25	1.25A
ETF1.6	1.6A
ETF2	2A
ETF2.5	2.5A
ETF3.15	3.15A
ETF4	4A
ETF5	5A
ETF6.3	6.3A



GBC AUTO FUSE

GBC5
GBC8
GBC16
GBC20
GBC25
GBC35

